




DMT345 and DMT346 Dewpoint Transmitters

for High Temperature Applications



Features

- DMT345 measures humidity at temperatures up to 180 °C (356 °F)
- DMT346 measures humidity at temperatures up to 350 °C (+662 °F)
- Dew point accuracy ± 2 °C (± 3.6 °F)
- Condensation-resistant
- Unique auto-calibration feature
- Analog outputs, RS-232/485, WLAN/LAN
- Modbus protocol support (RTU/TCP)

Vaisala DRYCAP® Dewpoint Transmitters DMT345 and DMT346 are designed for humidity measurement in industrial drying applications with particularly high temperatures.

Benefits

- Vaisala DRYCAP® sensor provides accurate and reliable measurement with excellent long-term stability and fast response time
- Graphical display and keypad for convenient operation
- Optional alarm relays and mains power supply module

Both transmitters incorporate the Vaisala DRYCAP® sensor, which is accurate, reliable, and stable. The sensor is condensation-resistant and is immune to particulate contamination, oil vapor, and most chemicals. The DRYCAP® sensor is notable for its swift response time and rapid recovery after getting wet.

Measure Humidity Directly in Hot Processes

DMT345 and DMT346 are built for direct measurement in hot processes. Therefore, there is no need for sampling systems and trace heating. As a result, high measurement accuracy and constancy are maintained.

The accuracy and stability of DMT345 and the DMT346 are due to their unique auto-calibration function, developed by Vaisala. This feature allows the transmitter to perform calibration and adjustment by itself while the measured process is running. If the measurement accuracy is not confirmed, corrections are made automatically. The procedure is so quick and corrections so minor that it causes no disruption, ensuring easy maintenance and high performance.

DMT345: Accurate in Hot and Dry Environments

DMT345 is designed for accurate humidity measurement in hot and dry conditions. This model provides unmatched dry-end measurement accuracy at temperatures up to 140 °C; however, it can operate safely at temperatures up to 180 °C.

The long and robust steel probe and an optional installation flange allow easy, adjustable installation depth through insulation for example in ovens.

DMT346: Reliable in Very Hot Processes

DMT346 provides the best measurement performance at process temperatures between 140 °C and 350 °C.

DMT346 includes a cooling set as standard. The cooling set provides passive cooling by conducting heat away from the probe and thus reduces temperature to optimal range for the sensor.

The cooling system has no moving parts, and requires no additional power or cooling utilities, so there is no risk of sensor damage due to mechanical cooling failure.

Additionally, sensor warming minimizes the risk of condensation accumulating on the sensor. In low humidity conditions the combination of auto-calibration and DRYCAP® ensures accurate measurement.

Graphical Display of Measurement Data and Trends for Convenient Operation

DMT345 and DMT346 transmitters feature a large numerical and graphical display with a multilingual menu and keypad. It allows users to easily monitor operational data, measurement trends, and access measurement history for the past 12 months.

The optional data logger, with real-time clock, makes it possible to generate over four years of measurement history and zoom in on any desired time or time frame.

The display alarm allows tracking of any measured parameter, with freely configurable low and high limits.

Versatile Outputs and Data Collection

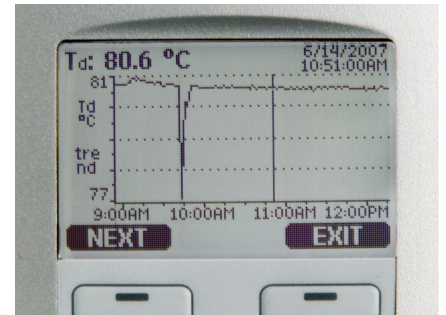
DMT345 and DMT346 transmitters can support up to three analog outputs; an isolated galvanic power supply and relay outputs are also available.

For serial interface the USB connection, RS-232, and RS-485 can be used. DMT345 and DMT346 are also capable of applying the Modbus communication protocol and, together with an appropriate connection option, provide either Modbus RTU (RS-485) or Modbus TCP/IP (Ethernet) communication.

The data logger, with real-time clock and battery backup, guarantees reliable logging of measurement data for over four years. The recorded data can be viewed on the local display or transferred to a PC with Microsoft Windows software. The transmitter can also be connected to a network with an optional LAN interface, which enables an Ethernet connection. A USB service cable makes it easy to connect DMT345/346 to a PC via the service port.

With multiple options to choose from, the instrument can be tailored to meet the specific needs of each individual application and is delivered

installation-ready and pre-configured for each delivery. Quick delivery time and global service network make DMT340 series a perfect choice for any project.



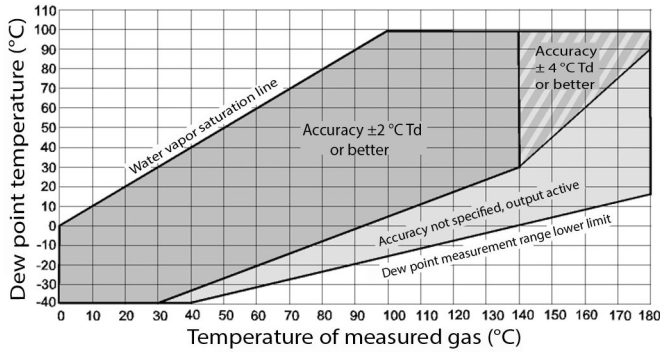
The large graphical display allows the user to check data at a glance.

Technical Data

Measurement Performance, DMT345

Dew Point

Sensor	Vaisala DRYCAP 180S
Measurement range	-40 ... +100 °C (-40 ... +212 °F) T _d
Accuracy	±2 °C (±3.6 °F) T _d See the accuracy graph below



Dew point accuracy vs. measurement conditions

Response time 63 % [90 %] in flow rate 1 l/min and 1 bar pressure	From dry to wet: 5 s [10 s] From wet to dry including auto-calibration 45 s [5 min]
---	--

Temperature

Measurement range	0 ... +180 °C (+32 ... +356 °F)
Measurement range with sensor warming	Upper range limited by humidity (at 80 %RH warming is switched on and T reading not actual process temperature)
Accuracy	±0.4 °C at 100 °C
Temperature sensor	Pt100 RTD Class F0.1 IEC 60751

Relative Humidity

Measurement range	0 ... 100 %RH
Measurement range with sensor warming	0 ... 80 %RH
Accuracy below 10 %RH	±10 % of reading
Accuracy above 10 %RH	±1.5 %RH + 1.5 % of reading

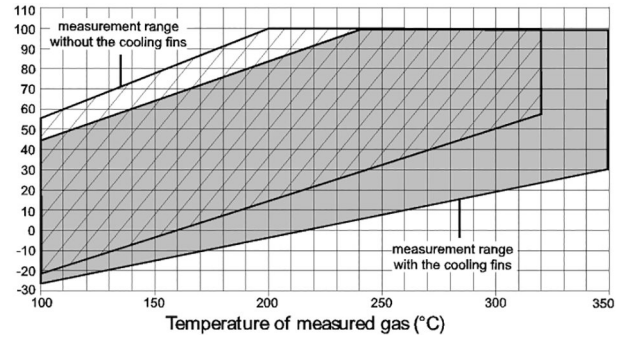
Mixing Ratio

Measurement range (typical)	0 ... 1000 g/kg (0 ... 7000 gr/lbs)
Accuracy (typical)	±12 % of reading

Measurement Performance, DMT346

Dew Point

Sensor	Vaisala DRYCAP 180S
Measurement range	-25 ... +100 °C (-13 ... +212 °F) T _d
Accuracy	±2 °C (±3.6 °F) T _d See the accuracy graph below



Dew point accuracy vs. measurement conditions

Response time 63 % [90 %] in flow rate 1 l/min and 1 bar pressure	From dry to wet: 5 s [10 s] From wet to dry including auto-calibration 45 s [5 min]
---	--

Mixing Ratio

Measurement range (typical)	0 ... 1000 g/kg (0 ... 7000 gr/lbs)
Accuracy (typical)	±12 % of reading

Inputs and Outputs, DMT345 and DMT346

Accuracy of analog outputs at 20 °C	± 0.05% full scale
Temperature dependence of analog outputs	± 0.005%/°C full scale
Max. wire size	0.5 mm ² (AWG 20) stranded wires recommended
Digital outputs	RS-232, RS-485 (optional)
Protocols	ASCII commands, Modbus RTU
Service connection	RS-232, USB
Relay outputs 2+2 pcs (optional)	0.5 A, 250 VAC, SPDT
Operating voltage	10 ... 35 VDC, 24 VAC ±20%
Operating voltage with optional power supply module	100 ... 240 VAC 50/60 Hz
Default Start-up Time	
Initial reading after power-up	3 s
Full operation after sensor purge and autocalibration	Approx. 6 min
Power Consumption at 20 °C (U_{in} 24 VDC)	
U _{out} 2x0 ... 1V/0 ... 5V/0 ... 10V	max. 25 mA
I _{out} 2x0 ... 20mA	max. 60 mA
RS-232	max. 25 mA
Display and backlight	+ 20 mA
During sensor purge	max. + 110 mA
Analog Outputs (2 Standard, 3rd Optional)	
Current output	0 ... 20 mA, 4 ... 20 mA
Voltage output	0 ... 1 V, 0 ... 5 V, 0 ... 10 V
External Loads	
Current outputs	R _L < 500 Ω
0 ... 1V output	R _L > 2 kΩ
0 ... 5V and 0 ... 10V outputs	R _L > 10 kΩ
Ethernet Interface (Optional)	
Supported standards	10BASE-T, 100BASE-TX
Connector	8P8C (RJ45)
IPv4 address assignment	DHCP (automatic), static
Protocols	Telnet, Modbus TCP/IP
WLAN Interface (Optional)	
Supported standards	802.11b
Antenna connector type	RP-SMA
IPv4 address assignment	DHCP (automatic), static
Protocols	Telnet, Modbus TCP/IP
Security	WEP 64/128, WPA WPA2/802.11i
Authentication / Encryption (WLAN)	Open / no encryption Open / WEP WPA Pre-shared key / TKIP WPA Pre-shared key / CCMP (a.k.a. WPA2)
Optional Data Logger with Real-time Clock	
Logged parameters	Max. four with trend/min/max values
Logging interval	10 sec. (fixed)
Max. logging period	4 years, 5 months
Logged points	13.7 million points per parameter
Battery lifetime	Min. 5 years
Display	LCD with backlight, graphical trend display
Menu languages	English, Chinese, Finnish, French, German, Japanese, Russian, Spanish, Swedish

Operating Environment, DMT345 and DMT346

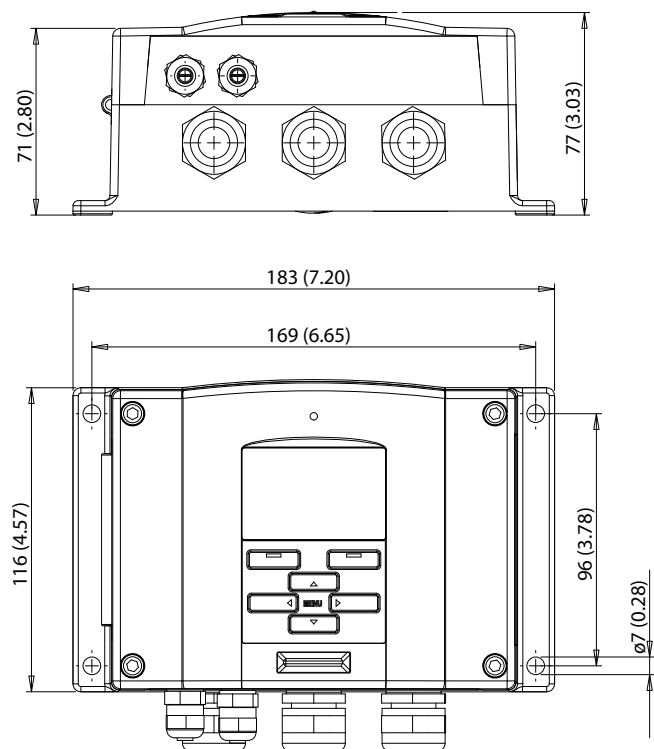
Storage temperature	-55 ... +80 °C (-67 ... +176 °F)
Pressure range for probes	Slight pressure difference (- 200 mbar)
Measured gases	Non-corrosive gases
EMC compliance	EN61326-1, Industrial environment ¹⁾
Mechanical Durability	
Of probes	Up to +180 °C (+356 °F) for DMT345 Up to +350 °C (+662 °F) for DMT346
Of transmitter body	-40 ... +60 °C (-40 ... +140 °F)
With display	0 ... +60 °C (32 ... +140 °F)

¹⁾ Note: Transmitter with display test impedance of 40 ohm is used in IEC61000-4-5 (Surge immunity)

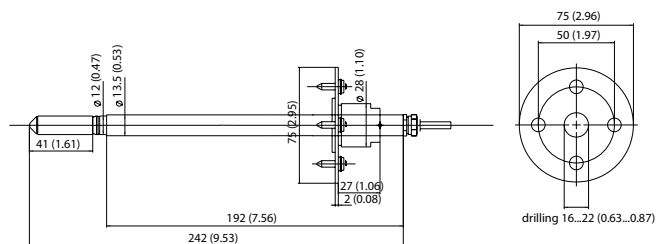
Mechanical Specifications, DMT345 and DMT346

Cable bushing	M20 x 1.5 for cable diameter 8 ... 11 mm / 0.31 ... 0.43"
Conduit fitting (optional)	1/2"NPT
Housing material	G-AISI 10 Mg (DIN 1725)
IP rating	IP66 IP65 (NEMA4X) with local display
Weight (depending on selected probe, cable, and modules)	1.0 – 3.0 kgs (2.2-6.6 lbs)
USB-RJ45 Serial Connection Cable	219685
Probe cable diameter	5.5 mm (0.2 in)
Standard probe cable lengths	2 m, 5 m or 10 m (Additional cable lengths available, please see order forms for details)
User cable connector (optional)	M12 series 8-pin (male)
option 1	female plug with 5 m (16.4 ft) black cable
option 2	female plug with screw terminals

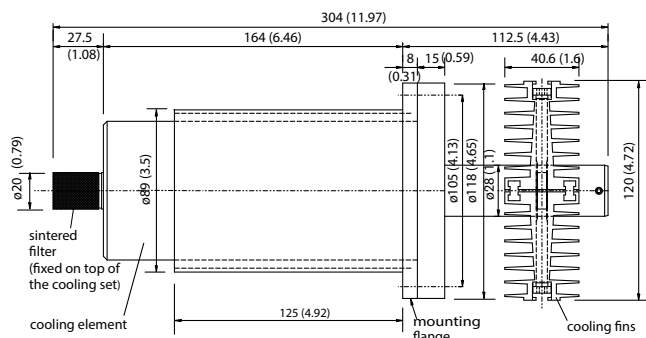
Dimensions in mm (inches)



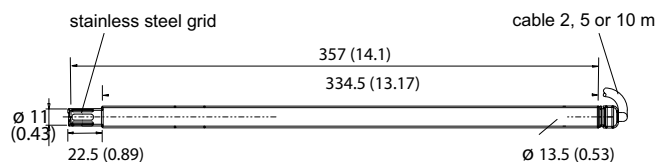
DMT345 and DMT346 Transmitter Housing



DMT345 Probe and Mounting Flange



DMT346 Cooling Set



DMT346 Probe



B210723EN-G

