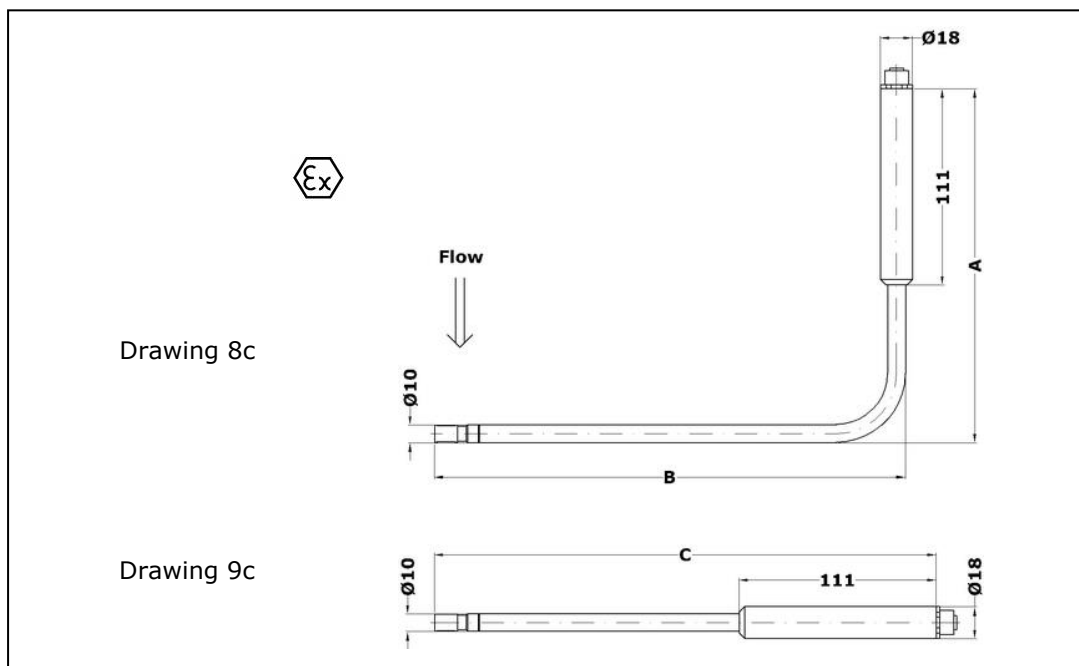




Thermal flow sensors TA10-ZG8c and TA10-ZG9c for exact and stable, long-term measuring of lower flow velocities (Laminar Flow)





Measured variable

- standard velocity N_v
default:
temperature $t_n = +21\text{ °C}$
pressure $p_n = 1014\text{ hPa}$
adjustable

Functional principle

- flow measurement according to the heat transfer method

Design

- probe, straight or angular
- with integrated transducer

Advantages

- accurate measurement of lowest flow velocities
- integrated transducer
- ATEX protection for applications in Category 3G and 3D (Zone 2 and 22)
- no moving parts
- GMP compliant
- protective stainless steel body
- sterilisable with hydrogen peroxide (H_2O_2), formaldehyde and alcohol
- easy to install and commission
- easy ceiling or wall mounting
- high durability
- self-monitoring: discontinuity, damage to sensor element, heavy soilage, parameter inconsistency
- easy adjustment of parameters via serial interface

Media

- clean and condensate-free gases, see (3) for more details

Examples of application

- measuring laminar flow in clean rooms, under fan filter units
- measuring flow in production facilities of pharmaceutical, food processing and semiconductor industries
- monitoring flow in glove boxes, isolators, ...
- measuring the rate of sedimentation in spray booths



Model designations (examples)

TA10	200/300	G	E	80	p16	4-20mA	ZG8c
TA10	283	G	E	80	p16	0-10V	ZG9c
(1)	(2)	(3)	(4)	(5)	(6)	(7)	(8)

Basic types

Type	Article No.
with output 4-20 mA	
TA10 200/300 GE 80 / p16 4-20mA ZG8c	B013/100
TA10 300/300 GE 80 / p16 4-20mA ZG8c	B013/101
TA10 183 GE 80 / p16 4-20mA ZG9c	B013/110
TA10 283 GE 80 / p16 4-20mA ZG9c	B013/111
with output 0-10 V	
TA10 200/300 GE 80 / p16 0-10V ZG8c	B013/120
TA10 300/300 GE 80 / p16 0-10V ZG8c	B013/121
TA10 183 GE 80 / p16 0-10V ZG9c	B013/130
TA10 283 GE 80 / p16 0-10V ZG9c	B013/131

(1) Sensor type / probe diameter

Thermal flow sensor
Diameter 10 mm

(2, 8) Dimensions

Drawing 8c (angular)	A : 200 or 300 mm B : 300 mm
Drawing 9c (straight)	C : 183 or 283 mm

(3) Media

Air, nitrogen, natural gas, argon, helium, propane, butane, CO₂, ...,
Gas mixtures with consistent mix ratio
Real gas calibration for achieving the slightest measurement uncertainties (on request)

(4) Materials in contact with the medium

Stainless steel 1.4571, 1.4305, 1.4404, glass, epoxy resin, silicone, (silicone-free on request)

(5) Permissible media temperature

-10 ... +80 °C

(6) Pressure resistance

Up to 16 bar / 1.6 MPa overpressure

(7) Analog output

4-20 mA or 0-10 V | see also 'Additional technical data', Page 4

(8) Design

Probe as in Drawing 8c (ZG8c) or Drawing 9c (ZG9c) (see Page 1)



Measuring ranges

	Article No.
0.2 ... 1 m/s	V_TA10_C_1
0.2 ... 2 m/s	V_TA10_C_2
0.2 ... 20 m/s	V_TA10_C_20

Measurement uncertainty / Time constant

Measurement uncertainty for flow velocities N_v : 2 % of actual value + 0.02 m/s
Time constant : within seconds

Additional technical data

ATEX protection	Ex nA IIC T4 Gc X and Ex tc IIIC T135°C Dc X for applications in Category 3G and 3D (Zone 2 and 22)
Analog output flow	current output 4-20 mA resistance max. 400 Ohm alternatively: voltage output 0-10 V impedance 1 kOhm output linear, update 500 ms in the case of discontinuity, damage to the sensor element, heavy soilage and parameter inconsistency: analog output < 3.6 mA or < -0.2 V
Output limit value or quantity pulse	Open Collector / max. 27 V, 20 mA
Electrical connection	M12x8 connector integrated in the sensor shaft (see Accessories)
Power supply	16 ... 27 V DC
Power consumption	< 1.5 W/
Current consumption	< 50 mA (24 V DC)
EMC	EN 61 000-6-2, EN 61 000-6-4
Degree of protection	sensor : IP68 (pressure resistance 1.6 MPa/16 bar) plug connector : IP67
Setting parameters	analog output, time constant, profile factor, pipe inside diameter, default, limit value or quantity pulse (rating adjustable), average absolute pressure. Parameters are factory-set and can be adjusted on site at any time using the programming adapter and UCOM software (see Accessories).
Sterilising sensor head	with hydrogen peroxide (H ₂ O ₂), formaldehyde and alcohol. Steam sterilisation is not recommended.

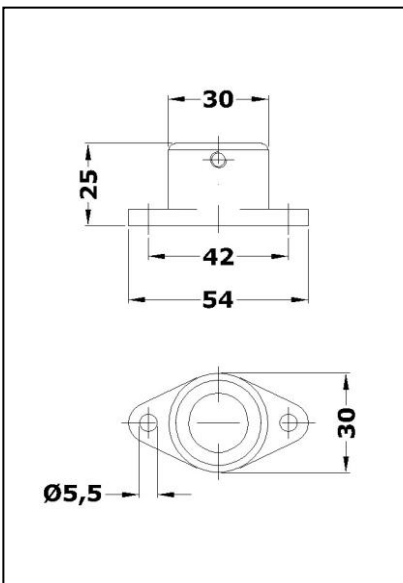


Accessories /Options

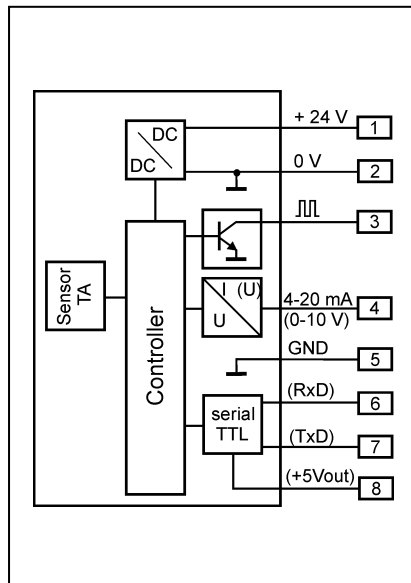
	Description	Article No.
Cable connector 2 m	extension possible with 5-core cable	A010/030
Cable connector 5 m	Extension possible with 5-core cable	A010/031
PC software UCOM	for sensor configuration	A010/052
Programming adapter M12x8 / TTL-USB	for UCOM software, PC-USB connection, adapter plug 230VAC/24VDC	A010/005
Probe fitting SH18 ZG1	for fixing the probe to a smooth ceiling or wall surface, sealed with VITON® O-ring	B004/610
Transformed characteristic	for other gases	TA_TRANSFO
Calibration certificate Nv	minimum 6 standard values	KLB
DAkkS calibration	6 values within the measuring range; measurement uncertainty < 0.5 %, at least 0.01 m/s (only in conjunction with KLB)	CV-40 DAKKS



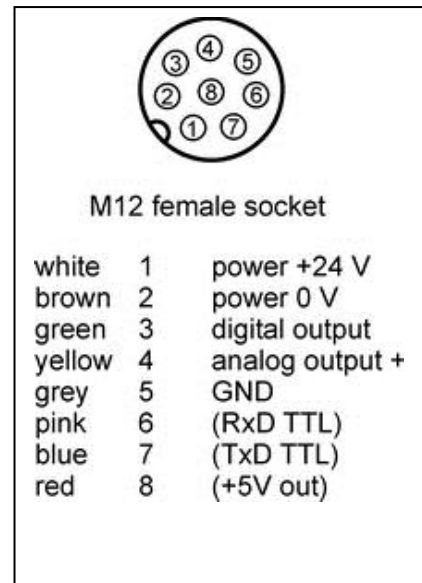
Deutsche
Akkreditierungsstelle
D-K-18674-01-00



Probe fitting SH18 ZG1



Wiring diagram



Pin assignment