



HMT370EX Series Intrinsically Safe Humidity and Temperature Transmitters



Features

- Intrinsically safe (Exi) for operation in up to Zone 0 / 20
- Measures RH and T and outputs an extensive range of calculated parameters: for a full list, see [Technical data \(page 5\)](#).
- Designed for harsh conditions
- Temperature range between $-70 \dots +180 \text{ }^\circ\text{C}$ ($-94 \dots +356 \text{ }^\circ\text{F}$) depending on the probe option
- Vaisala HUMICAP[®] sensor features high accuracy, excellent long-term stability, and negligible hysteresis
- Display options: graphical LCD display and non-display model
- Traceable calibration (certificate included)
- Compatible with Vaisala Insight PC software

Vaisala HMT370EX Series HUMICAP[®] Humidity and Temperature Transmitters are the ideal solution for measuring humidity in hazardous areas. The intrinsically safe and robust transmitter operates safely and reliably even in the most hazardous classifications, such as Zone 0. The HMT370EX transmitter series can be used as a replacement of the long-running HMT360 transmitter series.

Interchangeable probes and detachable probe module

HMT370EX offers several probe options for different applications:

- HMP371 — wall mount
- HMP373 — confined spaces
- HMP374 — pressurized spaces
- HMP375 — high temperature
- HMP377 — high humidity
- HMP378 — pressurized pipelines

For information on the HMP378F and HMP378H probe variants for oil and JET A-1 fuel moisture and temperature measurement, see HMP378F and HMP378H datasheet *B212512EN*. HMP371 and HMP373 can be ordered as temperature-only versions.

Thanks to the detachable probe module, probes can be easily replaced and removed for calibration outside the hazardous area without removing the entire transmitter. Attaching new probes involves minimal reconfiguration, as up-to-date settings can be restored from the transmitter.

Intrinsically safe and robust

The entire HMT370EX transmitter can be installed directly in hazardous areas. It can withstand continuous exposure to potentially explosive environments that contain flammable gases or dust. Operation in either gas or dust environments requires no additional protective enclosures. A rugged design,

combined with trouble-free operation, ensures a long-term solution for monitoring humidity and dew point in potentially explosive environments.

Easy configuration access with local display and Insight PC software

Output configuration and measurement calibration and adjustment can be carried out directly on the local display interface. For additional configuration and monitoring options, you can connect the transmitter to Vaisala Insight PC software with an accessory USB cable. The probe and transmitter body can be connected to Insight for configuration either together as one unit or separately.

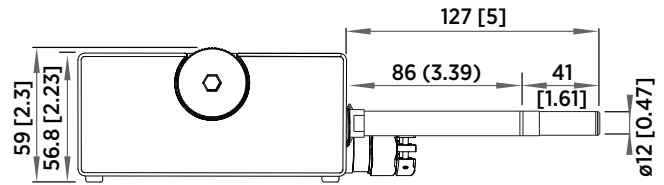
Interchangeable probes for HMT370EX intrinsically safe humidity and temperature transmitter

HMP371 for wall mounting

Temperature range	-40 ... +60 °C (-40 ... +140 °F)
Probe diameter	12 mm (0.47 in)



HMP371 probe shown with a stainless steel netting filter



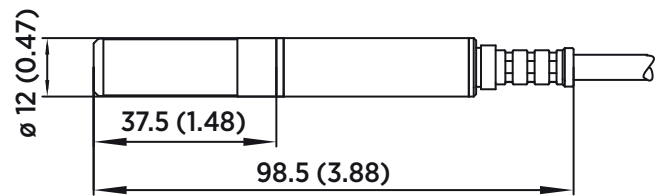
Dimensions in mm (inches)

HMP373 for confined spaces


Temperature range with teflon cable	-40 ... +120 °C (-40 ... +248 °F)
Temperature range with rubber cable	-40 ... +80 °C (-40 ... +176 °F)
Probe cable length	2, 5 or 10 meters (6 ft 7 in, 16 ft 5 in, 32 ft 10 in)
Probe diameter	12 mm (0.47 in)

Installation

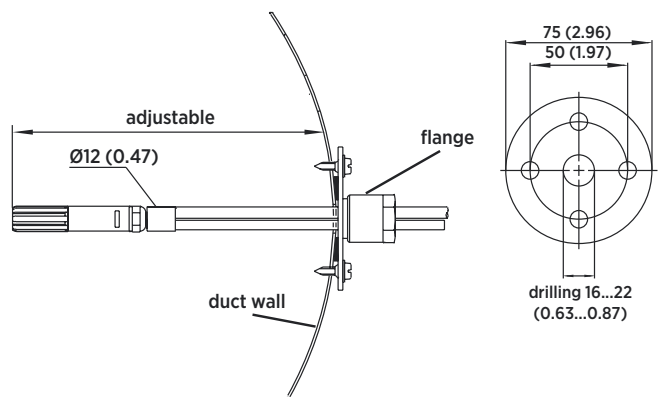
Duct installation kit	210697
Cable gland M20x1.5 with splitting seal	HMP247CG
Swagelok for 12mm probe, 1/2" NPT thread	SWG12NPT12



Dimensions in mm (inches)



The small-sized HMP373 probe fits into tight spaces: shown connected with a teflon cable



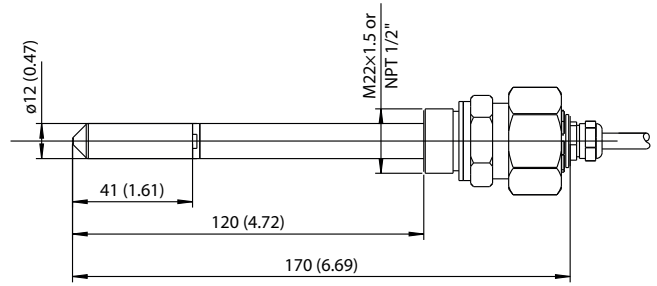
Left: Installation kit for duct mounting. Right: Installation flange. Aluminum or stainless steel.

HMP374 for high pressure

Temperature range	-70 ... +180 °C (-94 ... +356 °F)
Pressure range	0 ... 10 MPa
Probe cable length	2, 5 or 10 meters (6 ft 7 in, 16 ft 5 in, 32 ft 10 in)
Probe diameter	12 mm (0.47 in)
Fitting body M22x1.5	17223
Fitting body NPT1/2	17225




HMP374 is designed for measurement in pressurized spaces or vacuum chambers



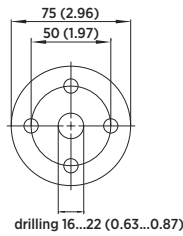

Dimensions in mm (inches)

HMP375 for high temperature

Temperature range	-70 ... +180 °C (-94 ... +356 °F)
Probe cable length	2, 5 or 10 meters (6 ft 7 in, 16 ft 5 in, 32 ft 10 in)
Probe diameter	13.5 mm (0.53 in)
Installation	
Mounting flange	210696
Cable gland M20x1.5 with splitting seal	HMP247CG



HMP375 is designed for high temperature environments



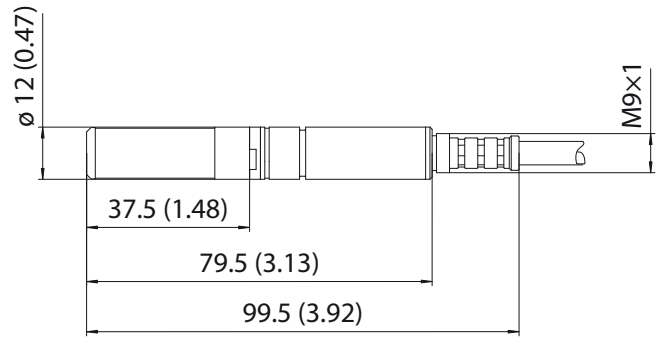
HMP375 probe and stainless steel installation flange. Dimensions in mm (inches).

HMP377 for high humidities

Temperature range	-70 ... +180 °C (-94 ... +356 °F)
Probe cable length	2, 5 or 10 meters (6 ft 7 in, 16 ft 5 in, 32 ft 10 in)
Probe diameter	12 mm (0.47 in)
Installation	
Duct installation kit	210697
Cable gland M20x1.5 with splitting seal	HMP247CG
Swagelok for 12 mm probe, 3/8" ISO thread	SWG12ISO38
Swagelok for 12 mm probe, 1/2" NPT thread	SWG12NPT12




HMP377 is constructed to be installed in environments with high humidities



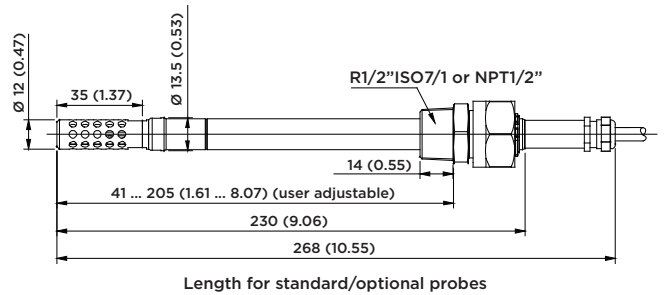
Dimensions in mm (inches)

HMP378 for pressurized pipelines

Temperature range	-70 ... +180 °C (-94 ... +356 °F)
Pressure range	0 ... 4 MPa
Probe cable length	2, 5 or 10 meters (6 ft 7 in, 16 ft 5 in, 32 ft 10 in)
Probe diameter	13.5 mm/12 mm (0.53 in/0.47 in)
Available probe lengths	226 mm/448 mm (8.90 in/17.6 in)
Installation	
Fitting body ISO1/2 solid structure	DRW212076SP
Fitting body NPT1/2 solid structure	NPTFITBODASP
Ball valve ISO 1/2 with welding joint	BALLVALVE-1



HMP378 enables flexible installation in pressurized pipelines



Dimensions in mm (inches)

Technical data

Measurement performance

Relative humidity

Measurement range	0 ... 100 %RH
Accuracy at +23 °C (+73.4 °F) ¹⁾	±0.8 %RH (0 ... 90 %RH)
Factory calibration uncertainty ²⁾	±0.5 %RH (0 ... 40 %RH) ±0.8 %RH (40 ... 95 %RH)
T ₆₃ response time	15 s
Sensor options	HUMICAP® R2 HUMICAP® L2 ³⁾

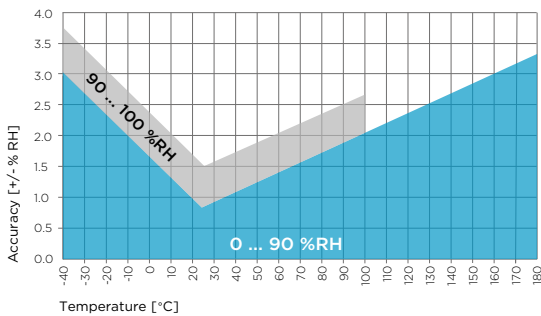
Temperature

Measurement range	-70 ... +180 °C (-94 ... +356 °F)
Accuracy at +23 °C (+73.4 °F) ¹⁾	±0.1 °C (±0.18 °F)
Factory calibration uncertainty ²⁾	±0.1 °C (±0.18 °F) at +23 °C (+73.4 °F)
Sensor	Pt1000 RTD Class F0.1 IEC 60751

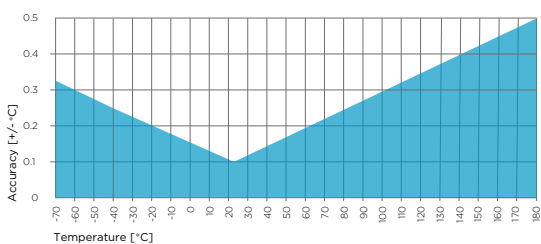
Other available measurement parameters³⁾

Dew point temperature, dew point / frost point temperature, absolute humidity, mixing ratio, wet-bulb temperature, water concentration, water vapor pressure, water vapor saturation pressure, enthalpy, dew point temperature difference, absolute humidity at NTP, water mass fraction, relative saturation, water activity, water concentration in mineral transformer oil, water concentration in JET A-1 fuel, saturation temperature

- 1) Defined against calibration reference. Including non-linearity, hysteresis, and repeatability.
- 2) Defined as ±2 standard deviation limits. Small variations possible; see calibration certificate.
- 3) Parameter options depend on selected probe variant. For specifications, see HMT370EX User Guide.



Humidity measurement accuracy as function of temperature



Temperature measurement accuracy over full range

Operating environment

Operating temperature for electronics	-40 ... +60 °C (-40 ... +140 °F)
Operating temperature with display	-20 ... +60 °C (-4 ... +140 °F)
Storage temperature	-40 ... +70 °C (-40 ... +158 °F)
Pressure range	See probe specifications

Compliance

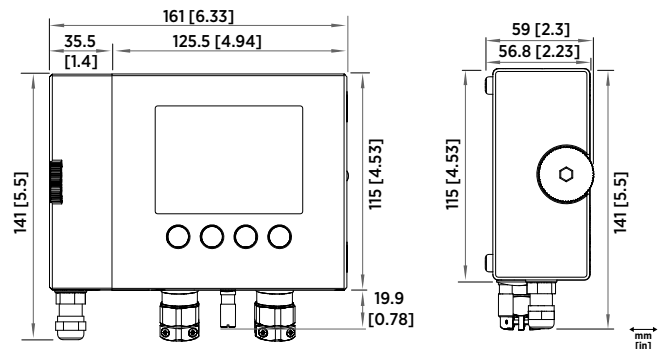
EMC compatibility	EN 61326-1, industrial environment
Compliance marks	CE, China RoHS, RCM

Inputs and outputs

Operating voltage	12 ... 28 V
Analog outputs	2 outputs (two-wire, 4 ... 20 mA) Connection via safety barriers
Typical accuracy of analog outputs at +20 °C	±0.0625 % full scale
Typical temperature dependence of analog outputs	0.005 % / °C (0.005 % / °F) full scale
Transmitter service port connection	USB cable 219690
Probe service port connection	USB cable USB2
Display options	<ul style="list-style-type: none"> Graphical LCD display Model without display

Mechanical specifications

Connections	Screw terminals, 0.33 ... 2.0 mm ² wires (AWG 14-22)
Cable glands	M20 x 1.5
Conduit fitting	NPT 1/2" and M16
Housing material	EN AW-6082
Housing weight	LCD transmitter: 1500 g (3.3 lb) LED transmitter: 1520 g (3.35 lb) HMP371 fixed probe: 320 g (0.7 lb)
IP rating	IP66 (NEMA4)



HMT370EX transmitter dimensions

Ex classifications by region

NOTE: The Ex classifications show the highest level of compliance. Although lower compliance levels are not shown in the classification, they are also included in the classification. For example, compliance with Division 1 also means compliance with Division 2, and compliance with Zone 0 also means compliance with Zone 1 and Zone 2.

Europe (ATEX)

Gas classification EU (2014/34/EU)	II 1 G Ex ia IIC T4 Ga
Dust classification	II 1 D Ex ia IIIC T ₂₀₀ 85 °C Da
Safety factors	U _i = 28 VDC, I _i = 100 mA, C _i = 12.1 nF, P _i = 700 mW, L _i = 16 µH

Environmental specifications

T _{amb}	-40 ... +60 °C (-40 ... +140 °F)
P _{amb}	0.8 ... 1.1 bar

International (IECEx)

Gas classification	Ex ia IIC T4 Ga
Dust classification	II 1 D Ex ia IIIC T ₂₀₀ 85 °C Da
Safety factors	U _i = 28 VDC, I _i = 100 mA, C _i = 12.1 nF, P _i = 700 mW, L _i = 16 µH

Environmental specifications

T _{amb}	-40 ... +60 °C (-40 ... +140 °F)
P _{amb}	0.8 ... 1.1 bar

Japan (CML)

Ex classification	Ex ia IIC T4 Ga Ex ia IIIC T ₂₀₀ 85°C Da CML 21JPN2417X
-------------------	--

China (NEPSI)

Ex classification	Ex ia IIC T3-T6 Ga GYJ21.1325X
-------------------	-----------------------------------

Korea (KCs)

Ex classification	Ex ia IIC T4 Ga Ex ia IIIC T200 85 °C Da -40 °C ≤ Tamb ≤ +60 °C IECEx EESF 20.0044.X 21-KA4BO-0891X, 21-KA4BO-0892X
-------------------	---

US (FM)

Ex classification	Class I, Zone 0, AEx ia IIC T4 Ga Zone 20, AEx ia IIIC T85°C Da IS Class I, Division 1, Groups A, B, C, and D T4 IS Class II, III, Division 1, Groups E, F, and G T85°C
-------------------	--

US/CAN (MET)

Ex classification	Class I, Zone 0, AEx ia IIC T4 Ga Class II, Zone 20, AEx ia IIIC T 85°C Da Class I, Division 1, Groups A, B, C, and D T4 Class II, Division 1, Groups E, F, and G T 85 °C Ex ia IIC T4 Ga Ex ia IIIC T 85 °C Da
-------------------	--

UK (UKEX)

Ex classification	II 1 G Ex ia IIC T4 Ga II 1 D Ex ia IIIC T200 85 °C Da -40 °C ≤ Tamb ≤ +60 °C CML 21UKEX2316X
-------------------	--

Region classifications planned for future releases

Canada (CSA)

Transmitter accessory availability

Accessory	Item code	Compatible models
Cable lead-through accessories		
Cable gland M20 x 1.5 for Ø 5 ... 11 mm cable	265207SP	All models
Cable gland M20 x 1.5 for Ø 10 ... 14 mm cable	265208SP	All models
Conduit fitting M16	265243SP	All models
Conduit fitting NPT1/2"	265240SP	All models
Dummy plug (Ex, 2 pcs)	254931SP	All models
Mounting, wiring, cable, and adapter accessories		
HMT360 retrofit mounting plate	DRW253246SP	All models
Turbine mounting kit	HMT300TMK	All models
Outdoor installation kit (weather shield)	215109	All models
USB service cable for transmitter	219690	All models
Zener barrier for 1 channel (with 2 channels, order 2 pcs)	210664	All models
Galvanic isolator for 1 channel	212483	All models
Galvanic barrier for 1 channel	MTL5541	All models
Galvanic barrier for 2 channels (1 double channel)	MTL5544	All models
Calibration adapter for HMK15	211302	HMP371, HMP373, HMP374, HMP377

Probe accessory availability

Accessory	Item code	Compatible models
M12 Indigo USB Adapter cable accessory for connecting HMT370EX probes to Insight	USB2	All models
Ball valve ISO 1/2 with welding joint	BALLVALVE-1	HMP378
• Pressure range at +20 °C (+68 °F) 0 ... 20 bar (0 ... 290 psia) (during installation max. 10 bar (145 psia))		
Duct installation kit	210697	HMP373, HMP377
Mounting flange	210696	HMP375
Washer set for pressure-tight installation (3 pcs)	4PROBESETSP	HMP374
Cable gland M20 x 1.5 with split seal	HMP247CG	HMP373, HMP375, HMP377
Fitting body M22 x 1.5	17223SP	HMP374
Fitting body NPT1/2	17225SP	HMP374
Fitting body ISO1/2 solid structure	DRW212076SP	HMP378
Fitting body NPT1/2 solid structure	212810SP	HMP378
Swagelok fitting for 12mm probe, 1/2" NPT thread	SWG12NPT12	HMP377
Swagelok fitting for 12mm probe, 3/8" ISO thread	SWG12ISO38	HMP377
Swagelok fitting for 12mm probe, 1/2" ISO thread	SWG12ISO12	HMP377
Thread adapter ISO 1/2" to NPT 1/2"	210662SP	All models
Manual press	HM36854SP	HMP378/F/H
Metallized PPS plastic filter grid with stainless steel mesh, for general use (pore size 15 µm)	DRW010281SP	All models
Stainless steel sintered filter (AISI 316L), for general use (pore size 38 µm)	HM47280SP	All models
Metallized PPS plastic filter grid, for fast response in clean environments (6.5 mm gaps)	DRW010276SP	All models
Stainless steel filter for high oil flow applications	220752SP	HMP378/F/H