



Squirrel 2010

A powerful portable data logger

Overview

The Squirrel 2010 is a versatile, general purpose data logger, with 4 to 8 analogue input channels to measure current, voltage, resistance and temperature; plus 8 digital channels to automatically trigger or stop logging. An RS232 port is included, allowing connection to modems and other networking devices.

It is a compact, portable data logger which is also suitable for bench based and fixed installations. Easily programmed via the four integral push buttons and large graphical display and with a basic accuracy of 0.1%, the Squirrel 2010 is able to fulfil many routine data logging needs, including more demanding applications requiring up to 10 readings per second on one channel.



Key features

- » Compact, truly portable data logger
- » 4 to 8 universal analogue inputs (current, voltage, resistance, temperature) plus 8 digital inputs
- » 16 derived / calculated channels
- » 2 alarm outputs and 2 pulse counter inputs (1 at up to 64kHz, 1 at up to 100Hz)
- » Configured via large easy-to-read graphical display
- » 0.1% accuracy of reading
- » Store up to 14 million readings
- » Supplied with SquirrelView set-up / download software


Analogue inputs supported

- » Thermistors
- » Thermocouples
- » Voltage
- » Current
- » Resistance
- » 2-wire Pt100 / Pt1000




- » **Flexible**
- » **Very easy to use**
- » **Economical**
- » **Handheld, ergonomic design**
- » **USB connectivity**
- » **RS232 output for modem, Ethernet and Wi-Fi connection**

- Power output for sensor excitation/external devices
- USB connectivity for quick and easy PC communication
- 4 to 8 universal analogue inputs (4 differential, 8 single ended) for recording temperature, current, voltage and resistance
- Easy to use, removable connector system



- Power supply – internal alkaline batteries, external DC power supply or via USB
- RS232 connectivity for peripherals communication e.g. Ethernet converter, wi-fi wireless converter or GSM modem
- Range of trigger functions via 8 digital inputs; 2 pulse rate / counter inputs; 2 alarm / relay outputs

- Display of real-time readings on the large clear graphical display
 - Icon driven software and large clear graphical display for easy logger set-up
- 



- Use the four integral push buttons and graphical display to configure the logger – no PC required for operation
- Store up to 14 million readings in the Squirrel's onboard memory
- Store up to 6 logger configurations in the on-board memory
- Use the convenient free SquirrelView set-up and download software to export stored data to your application (see p. 28)

- ### Capabilities
- » **Create a wide range of triggers and alarm outputs**
 - » **Review real-time data on the integral display**
 - » **Display readings in preferred engineering units e.g. Hz, Bar, Pascals, Nm etc.**
 - » **Derive up to 16 calculated (virtual) channels from real input channels using mathematical functions**

Applications



Environmental



Measurement



Remote outdoor applications

Squirrel 2010 Technical Specifications

Squirrel SQ2010	
No. of Analogue Channels	8 single ended or 4 differential inputs
Working Environment	- 30 to 65°C, RH up to 95% (non-condensing)
Universal Input	Yes
Voltage Ranges; Differential and Single Ended	-6V to 25V, -0.6V to 2.4V, ±0.3V, -0.15V to 0.15V, -0.075V to 0.075V -6V to 12V, -6V to 6V, -3V to 3V, -0.6V to 1.2V, -0.6V to 0.6V
Common Mode	25V
Current Ranges, Differential (Requires external 10Ω shunt)	4 to 20mA, -30 to +30mA
Thermocouple Ranges; Differential and Single Ended	K-type -200 to 1372°C R-type -50 to 1768°C B-type 250 to 1820°C T-type -200 to 400°C S-type -50 to 1768°C C-type 0 to 2320°C N-type -200 to 1300°C J-type -200 to 1200°C D-type 0 to 2320°C
Resistance Ranges, all 2 wire	0 to 1250R, 0 to 5000Ω, 0 to 300000Ω, 0 to 20000Ω
Thermistor Ranges	U & UU-type -50 to 150°C Y-type -50 to 150°C S-type -30 to 150°C Customer specific thermistors
Pt100/1000, 2-wire	-200 to 850°C
Internal Reference Temperature	-50 to 150°C
Pulse Count Ranges	0 to 100Hz (1 input) 0 to 64kHz (1 input) 0 to 16000000 Count
Digital State/Event Ranges	8 state inputs or 1 x 8 bit binary
Digital/Alarm Outputs	2 open drain FETs, 18V, 0.1A
A/D Resolution	24 bit
Accuracy	0.1% of range + 0.1% of reading
Clock Resolution/Accuracy	1s/10ppm Normal Mode – each input sampled at a maximum rate of 1 reading per second. Double-speed (mains reject off) – one input can be sampled at 10 readings per second and all others are sampled at a maximum rate of 1 reading per second
No of Intervals	4
Data Scaling	Yes
Data Statistics	Yes from within SquirelView Plus PC software
Calculated Channels	Yes, up to 16
Memory Internal	16Mb (up to 14 million readings)
Display/Keypad	128*64 dot graphical display, 4 button keypad
Internal Battery	2 x C cells
Battery Life	Up to 5 days with continuous usage whilst sampling all channels once per second
External Power	Yes, 8 to 28V dc & USB when plugged in
Sensor Power Output	5V at 50mA, external 8-28V at 100mA (when connected)
Networking	Via RS232 to Ethernet adaptor or RS232 to Wi-Fi adaptor
Modem Support	Via RS232 modem (GSM Modem, part no. SQ20A802)
Actions & Triggers	Two alarm outputs, fully configurable actions and triggers
PC Setup	Yes, SquirrelView compatible
Front Panel Setup	Via 4 integral 4 keys. All essential functionality available via key pad e.g. channel configuration, start / stop logging etc. Other advanced functions e.g. calculated channels and channel descriptions are available via connection to a PC running SquirrelView
Stored Setups	6
Third Party Programming	As 20xx driver suite allows
Operating Temperature	-20 to 65°C
Dimensions (w x d x h)	175 mm x 135 mm x 55 mm, Weight 0.7 kg